



**SPEED-O-CONTROLS
PVT. LTD.**



RADIO REMOTE CONTROLS

IMPACT



DISCOVER OUR RANGE OF RADIO REMOTE CONTROLS SYSTEMS

INDEX

IMPACT-301/302

[\(CLICK HERE\)](#)



IMPACT-501/502

[\(CLICK HERE\)](#)



IMPACT-301T/302T

[\(CLICK HERE\)](#)



IMPACT-501T/502T

[\(CLICK HERE\)](#)



Salient Features



- ♦ **Pairing**
Any transmitter & receiver can be paired on-site (for easy spare management)
- ♦ **Adjustable Range**
Operating Range Adjustment (from 10m to 100m)
- ♦ **Adjustable Start Range**
Only START functionality can be range adjustable
- ♦ **Password**
Transmitter password protection
- ♦ **Frequency Change**
Operating channel can be changed on site
- ♦ **Idle Time**
Configurable Idle Time out in Transmitter

Additional Features

Emergency STOP	1 NO contacts for EMS + 1 magnetic key
Indication	LED Indication for Battery LOW, Transmission and Error status
Address Code	Unique Address Code to avoid interference
Antenna	Internal Antenna in transmitter & receiver
Relay Assignment	Configurable Relay assignment available
Auxillary Functions	Selector Switch / Toggle Switch / Push Buttons / Rotary Switch

Transmitter

Operating Frequency	433-434 Mhz
Channel Spacing	25 KHz
Modulation	FM (4GFSK/2GFSK)
RF Power Output	10 mW
Power Consumption	18 mA (Unidirectional)
Standby Power Consumption	1 mA
Battery Capacity and Type	2 nos, AA size Alkaline, 3.0V
Operating Temperature	-20°C to +70°C
Weight	325 gms (without battery)
Dimensions (mm)	165 (H) X 75 (W) X 50 (B)
Operating Range	100 meters
Protection Rating	IP 65 IS/IEC 600529:2001

TRANSMITTER	RECEIVER
	
IMPACT-301 →	6 Pushbutton Single speed
IMPACT-302 →	6 Pushbutton Double speed

Technical Specification

Number of commands in Transmitter unit IMPACT 301	6 + Start/Stop + Alarm
Number of commands in Transmitter unit IMPACT 302	6 + Start/Stop + Alarm
CRC	32 Bit
Response Time	<50 ms
Active Emergency Response Time	<50 ms
Passive Emergency Response Time	1900 ms

Receiver

Operating Frequency	433-434 Mhz
Channel Spacing	25 KHz
RF Sensitivity	-117dBm at 0.6kbaud
Number of Relays IMPACT 301	6 + 2 (Start/Alarm)
Number of Relays IMPACT 302	9 + 2 (Start/Alarm)
Relays	Resistive load: 5A at 250VAC
Power Requirements	48VAC - 230VAC
Fastening	By means of Nuts & Bolts
Operating Temperature	-20°C to +70°C
Weight	Approx 0.8 Kg
Dimensions (mm)	165 (H) x 150 (B) x 72 (W)
Operating Range	100 meters
Protection Rating	IP 65

Salient Features



- ♦ **Pairing**
Any transmitter & receiver can be paired on-site (for easy spare management)
- ♦ **Adjustable Range**
Operating Range Adjustment (from 10m to 100m)
- ♦ **Adjustable Start Range**
Only START functionality can be range adjustable
- ♦ **Password**
Transmitter password protection
- ♦ **Frequency Change**
Operating channel can be changed on site
- ♦ **Idle Time**
Configurable Idle Time out in Transmitter

Additional Features

Emergency STOP	1 NO contacts for EMS + 1 magnetic key
Indication	LED Indication for Battery LOW, Transmission and Error status
Address Code	Unique Address Code to avoid interference
Antenna	Internal Antenna in transmitter & receiver
Relay Assignment	Configurable Relay assignment available
Auxillary Functions	Selector Switch / Toggle Switch / Push Buttons / Rotary Switch

Transmitter

Operating Frequency	433-434 Mhz
Channel Spacing	25 KHz
Modulation	FM (4GFSK/2GFSK)
RF Power Output	10 mW
Power Consumption	18 mA (Unidirectional)
Standby Power Consumption	1 mA
Battery Capacity and Type	2 nos, AA size Alkaline, 3.0V
Operating Temperature	-20°C to +70°C
Weight	500 gms (without battery)
Dimensions (mm)	165 (H) X 75 (W) X 50 (B)
Operating Range	100 meters
Protection Rating	IP 65 IS/IEC 600529:2001

TRANSMITTER	RECEIVER
	
IMPACT-501 →	10 Pushbutton Single speed
IMPACT-502 →	10 Pushbutton Double speed

Technical Specification

Number of commands in Transmitter unit IMPACT 501	10 + Start/Stop + Alarm
Number of commands in Transmitter unit IMPACT 502	20 + Start/Stop + Alarm
CRC	32 Bit
Response Time	<50 ms
Active Emergency Response Time	<50 ms
Passive Emergency Response Time	1900 ms

Receiver

Operating Frequency	433-434 Mhz
Channel Spacing	25 KHz
RF Sensitivity	-117dBm at 0.6kbaud
Number of Relays IMPACT 501	10 + 2 (Start/Alarm)
Number of Relays IMPACT 502	15 + 2 (Start/Alarm)
Relays	Resistive load: 5A at 250VAC
Power Requirements	48VAC - 230VAC
Fastening	By means of Nuts & Bolts
Operating Temperature	-20°C to +70°C
Weight	Approx 0.8 Kg
Dimensions (mm)	284 (H) x 220 (B) x 110 (W)
Operating Range	100 meters
Protection Rating	IP 65 (NABL lab tested)

IMPACT-301T/302T



[CLICK HERE FOR INDEX](#)

Salient Features



- ♦ **Pairing**
Any transmitter & receiver can be paired on-site (for easy spare management)
- ♦ **Adjustable Range**
Operating Range Adjustment (from 10m to 100m)
- ♦ **Adjustable Start Range**
Only START functionality can be range adjustable
- ♦ **Password**
Transmitter password protection
- ♦ **Frequency Change**
Operating channel can be changed on site
- ♦ **Idle Time**
Configurable Idle Time out in Transmitter

Additional Features

Emergency STOP	1 NO contacts for EMS + 1 magnetic key
Indication	LED Indication for Battery LOW, Transmission and Error status
Address Code	Unique Address Code to avoid interference
Antenna	Internal Antenna in transmitter & receiver
Relay Assignment	Configurable Relay assignment available
Auxillary Functions	Selector Switch / Toggle Switch/ Push Buttons /Rotary Switch

Transmitter

Operating Frequency	433-434 Mhz
Channel Spacing	25 KHz
Modulation	FM (4GFSK/2GFSK)
RF Power Output	10 mW
Power Consumption	18 mA (Unidirectional)
Standby Power Consumption	1 mA
Battery Capacity and Type	2 nos, AA size Alkaline, 3.0V
Operating Temperature	-20°C to +70°C
Weight	350 gms (without battery)
Dimensions (mm)	205 (H) X 75 (W) X 45 (B)
Operating Range	100 meters
Protection Rating	IP 65 IS/IEC 600529:2001

TRANSMITTER	RECEIVER
	
IMPACT-301T →	6 Pushbutton Single speed + Aux functions
IMPACT-302T →	6 Pushbutton Double speed + Aux functions

Technical Specification

Number of commands in Transmitter unit IMPACT 301T	Upto 12 + Start/Stop +Alarm
Number of commands in Transmitter unit IMPACT 302T	Upto 12 + Start/Stop +Alarm
CRC	32 Bit
Response Time	<50 ms
Active Emergency Response Time	<50 ms
Passive Emergency Response Time	1900 ms

Receiver

Operating Frequency	433-434 Mhz
Channel Spacing	25 KHz
RF Sensitivity	-117dBm at 0.6kbaud
No of Relays IMPACT 301T	Upto 21 + 2 (Start/Alarm)
No of Relays IMPACT 302T	Upto 21 + 2 (Start/Alarm)
Relays	Resistive load: 5A at 250VAC
Power Requirements	48VAC - 230VAC
Fastening	By means of Nuts & Bolts
Operating Temperature	-20°C to +70°C
Weight	Approx 1.40 Kg
Dimensions (mm)	282 (H) x 220 (B) x 110 (W)
Operating Range	100 meters
Protection Rating	IP 65 (NABL lab tested)

H. O. Unit - I : C-15/16, Nand Jyot Industrial Estate, Andheri-Kurla Road, Mumbai - 400072,
Tel : (022) 42469700/730
E-mail : sales@socgroup.in

Unit - II: Plot No. 4912, G. I. D. C., Phase IV, Vatva, Ahmedabad - 382445
Tel.: (079) 68169700/702/712
E-mail : enquiry2@socgroup.in

Visit us at :
www.speedocontrols.com
www.socremote.com
www.socjoystick.com

SPEED-O-CONTROLS PVT. LTD.
RADIO REMOTE CONTROLS V6

IMPACT-501T/502T



[CLICK HERE FOR INDEX](#)

Salient Features



- ♦ **Pairing**
Any transmitter & receiver can be paired on-site (for easy spare management)
- ♦ **Adjustable Range**
Operating Range Adjustment (from 10m to 100m)
- ♦ **Adjustable Start Range**
Only START functionality can be range adjustable
- ♦ **Password**
Transmitter password protection
- ♦ **Frequency Change**
Operating channel can be changed on site
- ♦ **Idle Time**
Configurable Idle Time out in Transmitter

Additional Features

Emergency STOP	1 NO contacts for EMS + 1 magnetic key
Indication	LED Indication for Battery LOW, Transmission and Error status
Address Code	Unique Address Code to avoid interference
Antenna	Internal Antenna in transmitter & receiver
Relay Assignment	Configurable Relay assignment available
Auxillary Functions	Selector Switch / Toggle Switch/ Push Buttons /Rotary Switch

Transmitter

Operating Frequency	433-434 Mhz
Channel Spacing	25 KHz
Modulation	FM (4GFSK/2GFSK)
RF Power Output	10 mW
Power Consumption	18 mA (Unidirectional)
Standby Power Consumption	1 mA
Battery Capacity and Type	2 nos, AA size Alkaline, 3.0V
Operating Temperature	-20°C to +70°C
Weight	500 gms (without battery)
Dimensions (mm)	205 (H) X 75 (W) X 50 (B)
Operating Range	100 meters
Protection Rating	IP 65 IS/IEC 600529:2001

TRANSMITTER	RECEIVER
	
IMPACT-501T →	10 Pushbutton Single speed + Aux functions
IMPACT-502T →	10 Pushbutton Double speed + Aux functions

Technical Specification

Number of commands in Transmitter unit IMPACT 501T	Upto 12 + Start/Stop +Alarm
Number of commands in Transmitter unit IMPACT 502T	Upto 20 + Start/Stop +Alarm
CRC	32 Bit
Response Time	<50 ms
Active Emergency Response Time	<50 ms
Passive Emergency Response Time	1900 ms

Receiver

Operating Frequency	433-434 Mhz
Channel Spacing	25 KHz
RF Sensitivity	-117dBm at 0.6kBaud
No of Relays IMPACT 501T	Upto 21 + 2 (Start/Alarm)
No of Relays IMPACT 502T	Upto 21 + 2 (Start/Alarm)
Relays	Resistive load: 5A at 250VAC
Power Requirements	48VAC - 230VAC
Fastening	By means of Nuts & Bolts
Operating Temperature	-20°C to +70°C
Weight	Approx 1.40 Kg
Dimensions (mm)	282 (H) x 220 (B) x 110 (W)
Operating Range	100 meters
Protection Rating	IP 65 (NABL lab tested)

H. O. Unit - I : C-15/16, Nand Jyot Industrial Estate, Andheri-Kurla Road, Mumbai - 400072,
Tel : (022) 42469700/730
E-mail : sales@socgroup.in

Unit - II: Plot No. 4912, G. I. D. C., Phase IV, Vatva, Ahmedabad - 382445
Tel.: (079) 68169700/702/712
E-mail : enquiry2@socgroup.in

Visit us at :
www.speedocontrols.com
www.socremote.com
www.socjoystick.com

SPEED-O-CONTROLS PVT. LTD.
RADIO REMOTE CONTROLS



V6

24/09/25

SPEED-O-CONTROLS PVT. LTD.

CRANE CONTROL SOLUTIONS

CRANE CONTROL GEAR



POWER DISTRIBUTION



RADIO REMOTE CONTROLS



JOYSTICK CONTROLLER



FLAMEPROOF PRODUCTS



OTHER ELECTRONICS



“Our Customer do not buy products. They buy the benefits that our products provides.”

H. O. Unit -I : C-15/16, Nand Jyot,
Industrial Estate, Andheri-Kurla, Road,
Mumbai - 400072 ,
Tel : (022) 42469700-730,
E-mail : sales@socgroup.in

Visit us at :
www.speedocontrols.com
www.socremote.com
www.socjoystick.com

Unit - II: Plot No. 4912, G. I. D. C.,
Phase IV, Vatva,
Ahmedabad - 382445
Tel.: (079) 68169700/702/712,
E-mail : enquiry2@socgroup.in